

## Hildenborough Parish Council – Survey Results Summary

First of all, a big thank you to everyone who completed our survey. Your input is invaluable, and it has helped us understand what really matters to our community.

We are now sharing the results with you. The findings reflect what is most important to residents, and your responses will directly shape the Parish Council's engagement with Tonbridge & Malling Borough Council's Local Plan.

### Q1. Age of Respondents

What we asked: Your age group.

What you told us:

- Largest groups: 45–54 (29%), 65+ (24%), 55–64 (23%)
- Smaller representation from younger adults (18–34: 5%)

**Key takeaway:** Limited input from younger age groups.

### Q2. Awareness of the TMBC Local Plan

What we asked: Have you heard of the Local Plan?

What you told us:

- Yes: 69%
- No: 23%
- Not sure: 8%

**Key takeaway:** Most residents are aware of the Local Plan, but a significant minority are not yet engaged.

### Q3. Your Connection to Hildenborough

What we asked: How you are connected to the parish.

What you told us:

- 95% live in Hildenborough  
Small numbers work here, have relatives here, or have children attending local clubs

**Key takeaway:** The survey reflects the views of residents rather than visitors or workers.

### Q4. Sense of Community

What we asked: How you would describe community spirit.

What you told us:

- Very strong/strong: 77%
- Neutral: 21%
- Weak/very weak: 3%

**Key takeaway:** Community spirit is widely perceived as strong and positive.

### Q5. What Makes Hildenborough a Good Place to Live

What we asked: Open comments on what you value most.

What you told us:

- Themes included green spaces, village character, community feel, schools, and local amenities.

**Key takeaway:** Natural environment and village identity are central to residents' quality of life.

### Q6. Whether Hildenborough Retains a Separate Identity

What we asked: Does Hildenborough feel distinct from Tonbridge?

What you told us:

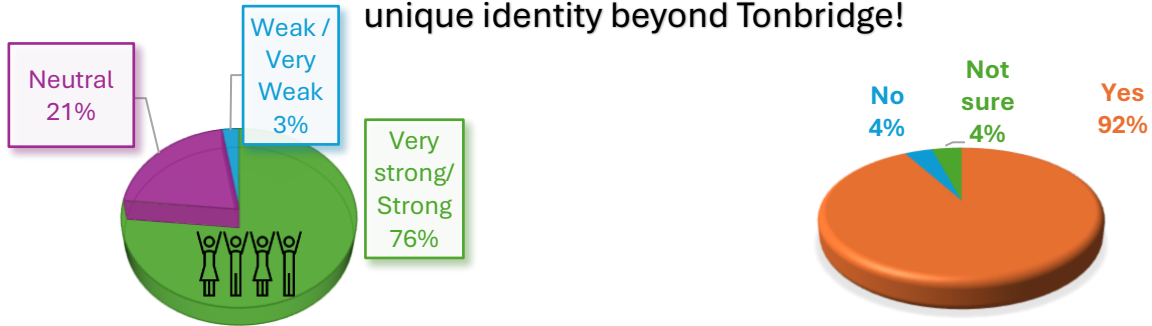
- Yes: 89%

- No: 4%
- Not sure/other: 7%

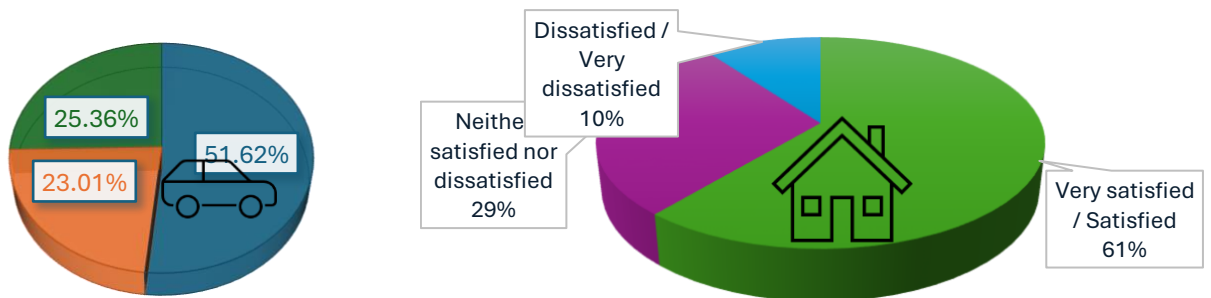
**Key takeaway:** Residents strongly value Hildenborough’s separate identity.

**Below is some visual representations of the survey results.**

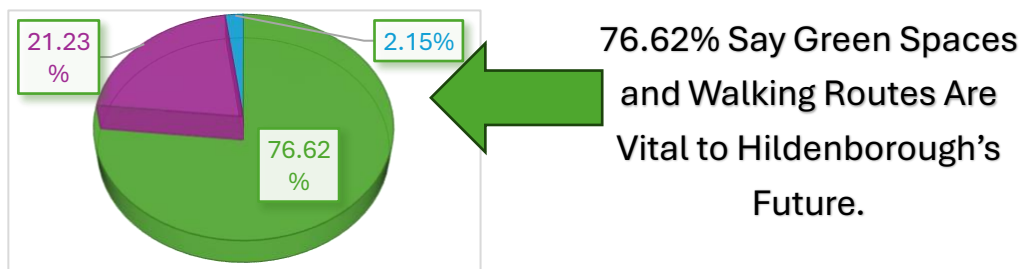
Hildenborough: Where **76%** voted our strong community — and **92%** confirm our unique identity beyond Tonbridge!



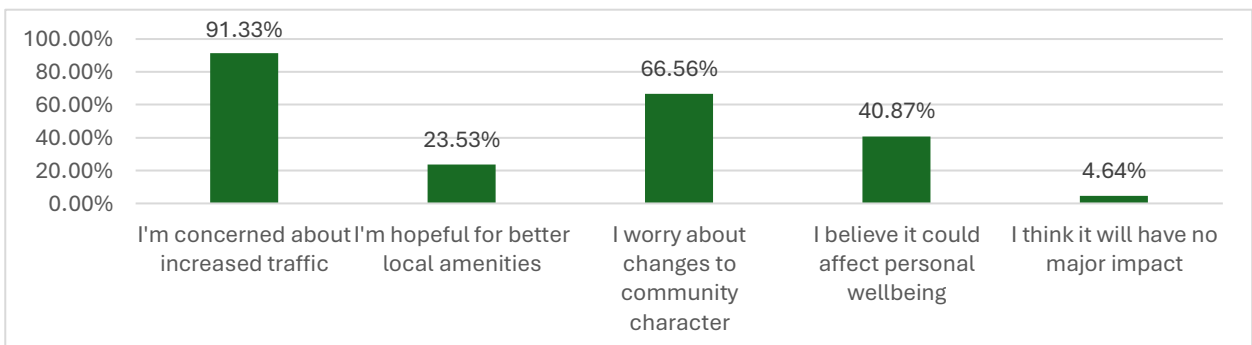
Almost 52% of residents report being satisfied with parking in Hildenborough.



61% of respondents expressed satisfaction with the housing mix in Hildenborough.



**76.62% Say Green Spaces and Walking Routes Are Vital to Hildenborough’s Future.**



Residents’ main concerns about new housing developments centre on traffic growth and preserving Hildenborough’s unique character.

### Q7. Satisfaction with Local Services

What we asked: Satisfaction across a range of services.

What you told us:

- Highest satisfaction: Parks (89%), Village Shop (80%), Post Office (77%)
  - Lower satisfaction: Pubs, Clubs, Healthcare
- Key takeaway:** Core amenities are well-regarded, but social venues and healthcare access need improvement.

### Q8. Satisfaction with Public Transport

What we asked: How satisfied you are with transport.

What you told us:

- Satisfied/very satisfied: 39%
  - Neutral: 38%
  - Dissatisfied/very dissatisfied: 23%
- Key takeaway:** Public transport is adequate for many but falls short for a significant minority.

### Q9. Biggest Traffic Concerns

What we asked: Open comments on future traffic issues.

What you told us: Congestion, speeding, safety, pollution, and infrastructure capacity were the dominant themes.

Key takeaway: Traffic is one of the most significant long-term concerns for residents.

### Q10. Satisfaction with Parking

What we asked: How satisfied you are with parking availability.

What you told us:

- Satisfied/very satisfied: 52%
  - Neutral: 23%
  - Dissatisfied/very dissatisfied: 25%
- Key takeaway:** Parking provision is acceptable for many but remains a pressure point.

### Q11. Satisfaction with Housing Mix

What we asked: Whether current housing meets needs.

What you told us:

- Satisfied/very satisfied: 61%
  - Neutral: 29%
  - Dissatisfied/very dissatisfied: 10%
- Key takeaway:** Most feel the housing mix is broadly adequate, though not perfect.

### Q12. What Housing Is Still Needed

What we asked: What types of homes are needed.

What you told us:

- Affordable housing: 36%
  - Starter homes: 35%
  - Family homes: 21%
  - Retirement housing: 9%
  - "Other" (often comments on balanced, sensitive development): 35%
- Key takeaway:** Affordability and first-time buyer options are the biggest gaps.

### **Q13. Concerns or Hopes About New Housing**

What we asked: What impacts you expect.

What you told us:

- Traffic concerns: 91%
- Community character: 67%
- Personal wellbeing: 41%
- Better amenities: 24%
- No major impact: 5%

**Key takeaway:** Traffic and character change are the dominant concerns.

### **Q14. Design Priorities for New Housing**

What we asked: What features matter most.

What you told us:

- Green spaces: 85%
- Road safety: 70%
- Resident parking: 67%
- Community space: 52%
- Architectural style: 42%

**Key takeaway:** Green space, safety, and parking are essential design expectations.

### **Q15. Environmental Priorities**

What we asked: What environmental features matter.

What you told us:

- Tree planting: 84%
- Energy efficiency: 67%
- Habitat creation: 63%
- Solar panels: 41%
- Heat pumps: 25%

**Key takeaway:** Residents strongly support nature-based and energy-efficient development.

### **Q16. Importance of Green Spaces and Active Travel**

What we asked: How important green spaces and walking/cycling routes are.

What you told us:

- Extremely important and used regularly: 77%
- Somewhat important: 21%
- Not important: 2%

**Key takeaway:** Green spaces and active travel routes are central to community wellbeing.

### **Q17. Impact of Development on Drainage and Flood Risk**

What we asked: Open comments on drainage concerns.

What you told us:

- Many residents expressed concern about increased surface water, drainage capacity, and flood risk.

**Key takeaway:** Drainage is a major infrastructure concern linked to new development.

### **Q18. Vision for Hildenborough's Future**

What we asked: Your aspirations for the next 10 years.

What you told us:

- Themes included protecting green spaces, improving transport, maintaining village identity, enhancing amenities, and ensuring sustainable development.  
**Key takeaway:** Residents want balanced growth that protects character and improves infrastructure.

### **Q19. Willingness to Receive Future Surveys**

What we asked: Whether you'd like to stay involved.

What you told us:

- 120 respondents provided contact details  
**Key takeaway:** There is strong appetite for continued engagement.

### **Summary**

As we close the survey, let's look back at the main points you've shared with us.

Across all questions, several clear themes emerge:

Hildenborough's identity and green spaces are deeply valued.

- Traffic, infrastructure capacity, and drainage are the biggest concerns about future development.
- Residents want sustainable, well-designed housing that includes green space, parking, and environmental features.
- Public services are generally well regarded, though healthcare, transport, and social venues need attention.
- The community is highly engaged and wants to be part of shaping the parish's future.

Thank you again for your input - it's your views that will help shape the future of Hildenborough.